

[Register](#)[Sign In](#)[Home](#) [News](#) [Sport](#) [Business](#) [Innovation](#) [Culture](#) [Arts](#) [Travel](#) [Earth](#) [Audio](#) [Video](#) [Live](#)

Scientists grow mini human brains to power computers

7 days ago

[Share](#) [Save](#)**Zoe Kleinman** Technology editor

BBC

The building blocks for a biocomputer growing in a lab

It may have its roots in science fiction, but a small number of researchers are making real progress trying to create computers out of living cells.

Welcome to the weird world of biocomputing.

Among those leading the way are a group of scientists in Switzerland, who I went to meet.

One day, they hope we could see data centres full of "living" servers which replicate aspects of how artificial intelligence (AI) learns - and could use a fraction of the energy of current methods.

That is the vision of Dr Fred Jordan, co-founder of the FinalSpark lab I visited.

We are all used to the ideas of hardware and software in the computers we currently use.

The somewhat eyebrow-raising term Dr Jordan and others in the field use to refer to what they are creating is "wetware".

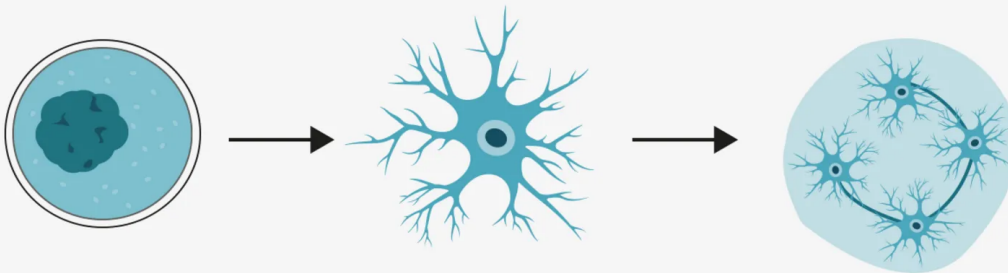
In simple terms, it involves creating neurons which are developed into clusters called organoids, which in turn can be attached to electrodes - at which point the process of trying to use them like mini-computers can begin.

How skin cells are turned into 'mini brains'

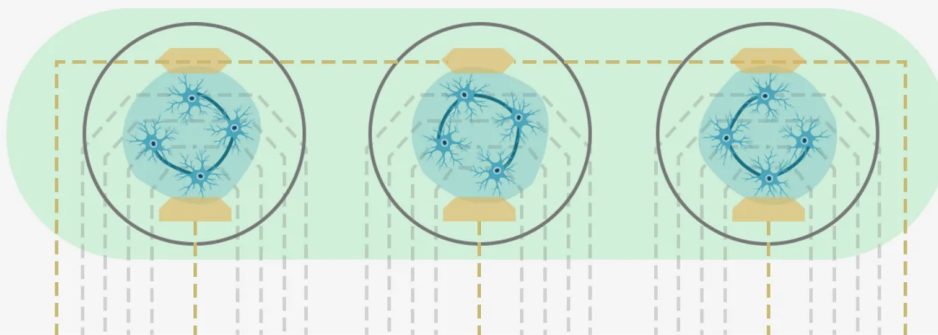
1. Human **skin cells** are turned into **stem cells**



2. The stem cells are cultured to become **clusters of neurons**, eventually becoming little spheres - collectively called **organoids**



3. After several months the **organoids** are attached to an **electrode**



Source: FinalSpark

BBC

Dr Jordan acknowledges that, for many people, the very concept of biocomputing is probably a bit weird.

"In science fiction, people have been living with these ideas for quite a long time," he said.


"When you start to say, 'I'm going to use a neuron like a little machine', it's a different view of our own brain and it makes you question what we are."

For FinalSpark, the process begins with stem cells derived from human skin cells, which they buy from a clinic in Japan. The actual donors are anonymous.

But, perhaps surprisingly, they're not short of offers.

"We have many people who approach us," he said.

"But we select only stem cells coming from official suppliers, because the quality of the cells are essential."



Scientists in Vevey, Switzerland are creating biocomputers derived from human skin cells

In the lab, FinalSpark's cellular biologist Dr Flora Brozzi handed me a dish containing several small white orbs.

Each little sphere is essentially a tiny, lab-grown mini-brain, made out of living stem cells which have been cultured to become clusters of neurons and supporting cells - these are the "organoids".

They are nowhere near the complexity of a human brain, but they have the same building blocks.

After undergoing a process which can last several months, the organoids are ready to be attached to an electrode and then prompted to respond to simple keyboard commands.

This is a means for electrical signals to be sent and received, with the results recorded on a normal computer hooked up to the system.

It's a simple test: you press a key which sends an electric signal through the electrodes, and if it works (it doesn't always) you can just about see a little jump of activity on a screen in response.

What's on display is a moving graph which looks a bit like an EEG.

I press the key a few times in quick succession, and the responses suddenly stop. Then there's a short, distinctive burst of energy on the chart.

When I asked what happened, Dr Jordan said there was a lot they still don't understand about what the organoids do and why. Perhaps I annoyed them.

Electrical stimulations are important first steps towards the team's bigger goal of triggering learning in the biocomputer's neurons so they can eventually adapt to perform tasks.

"For AI, it's always the same thing," he said.

"You give some input, you want some output that is used.

"For instance, you give a picture of a cat, you want the output to say if it's a cat", he explained.

Keeping biocomputers alive

Keeping an ordinary computer going is straightforward - it just needs a power supply - but what happens with biocomputers?

It's a question scientists don't have an answer for yet.

"Organoids don't have blood vessels," said Simon Schultz, professor of Neurotechnology and Director of the Center for Neurotechnology at Imperial College London.

"The human brain has blood vessels that permeate throughout it at multiple scales and provide nutrients to keep it working well.

"We don't yet know how to make them properly. So this is the biggest ongoing challenge."

One thing is for sure though. When we talk about a computer dying, with "wetware" that is literally the case.

FinalSpark has made some progress in the last four years: its organoids can now survive for up to four months.

But there are some eerie findings associated with their eventual demise.

Sometimes they observe a flurry of activity from the organoids before they die – similar to the increased heart rate and brain activity which has been observed in some humans at end-of-life.

"There have been a few events when we had a very fast increase in activity just the last minutes or 10s of seconds [of life]," Dr Jordan said.

"I think we have recorded about 1,000 or 2,000 of these individual deaths across the past five years."

"It's sad because we have to stop the experiment, understand the reason why it died, and then we do it again," he said.

Prof Schultz agrees with that unsentimental approach

"We shouldn't be scared of them, they're just computers made out of a different substrate of a different material," he said.

Real-world applications

FinalSpark are not the only scientists working in the biocomputing space.

Australian firm Cortical Labs announced in 2022 that it had managed to get artificial neurons to play the early computer game Pong.

In the US, researchers at Johns Hopkins University are also building "mini-brains" to study how they process information – but in the context of drug development for neurological conditions like Alzheimer's and autism.

The hope is that AI will soon be able to supercharge this kind of work.

But, for now, Dr Lena Smirnova, who leads the research at Johns Hopkins University, believes wetware is scientifically exciting - but early stage.

And she said there is little prospect of it taking the place of the main material currently used for computer chips.

"Biocomputing should complement – not replace – silicon AI, while also advancing disease modelling and reducing animal use," she said.

Prof Schultz agrees: "I think they won't be able to out-compete silicon on many things, but we'll find a niche," he suggested.

Even as the tech comes ever closer to real world applications, however, Dr Jordan is still captivated by its sci-fi origins.


"I've always been fan of science fiction," he said.

"When you have a movie of science fiction, or a book, I always felt a bit sad because my life was not like in the book. Now I feel like I'm in the book, writing the book."

Additional reporting by Franchesca Hashemi

Tech Now

What's the big deal about AI data centres?



Sign up for our Tech Decoded newsletter to follow the world's top tech stories and trends. **Outside the UK? Sign up here.**

Computing

Science

Technology

Innovation

RELATED

'My employer lets me teach kids while progressing my tech career'

US revokes TSMC's licence on China-bound tech


Council abandons IT project after years of delays

MORE FROM THE BBC

5 hrs ago

Rescuing knowledge trapped on old floppy disks

From lectures by Stephen Hawking to the letters of British politician Neil Kinnock – it's a race against time to save the historical treasures locked away on old floppy disks.

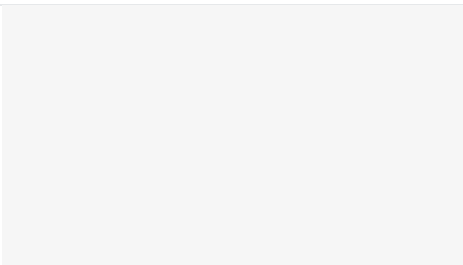


5 hrs ago

13 hrs ago

Huge buzz but a big gamble: Battlefield 6 takes aim at Call of Duty

The latest in the military shooter series is a pivotal release for publisher Electronic Arts.

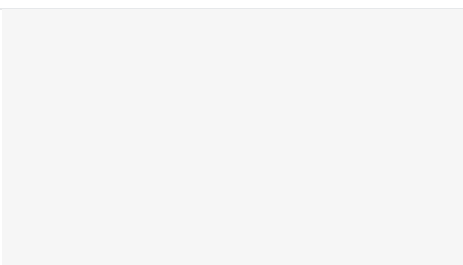


13 hrs ago

14 hrs ago

The new AI arms race changing the war in Ukraine

Both Ukraine and Russia use AI in battle, but removing human decision-making comes with risks.




14 hrs ago

15 hrs ago

How South Korea is using a holographic cop to fight crime

A life-sized holographic police officer has been installed in central Seoul in a bid to deter crime. The BBC took to the streets to ask people if they think it'll work.

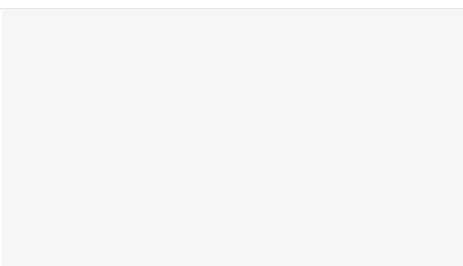


15 hrs ago

18 hrs ago

Sunak takes advisory roles with Microsoft and AI firm Anthropic

The former prime minister has been told not to lobby the UK government by the appointments watchdog.



18 hrs ago



BBC in other languages ▾

Follow BBC on:



[Terms of Use](#) [Subscription Terms](#) [About the BBC](#) [Privacy Policy](#) [Cookies](#) [Accessibility Help](#) [Contact the BBC](#) [Advertise with us](#)

[Do not share or sell my info](#) [BBC.com Help & FAQs](#) [Content Index](#)

Copyright 2025 BBC. All rights reserved. The BBC is not responsible for the content of external sites. **[Read about our approach to external linking.](#)**